

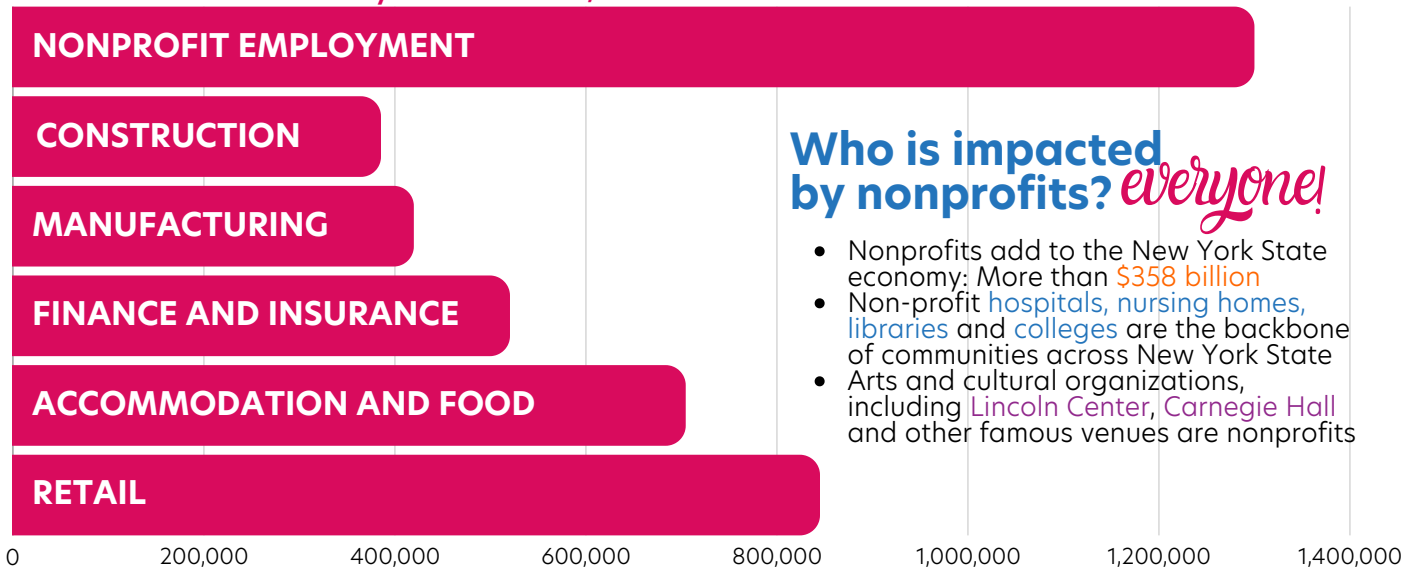
STATE of the SECTOR 2024

117,854 nonprofit organizations in New York State

16.6% of private employees in New York State are employed by nonprofits

1.3 million New Yorkers work for nonprofits

Nonprofit employment vs. private for-profit employment in other Fields of Activity in New York, 2022*



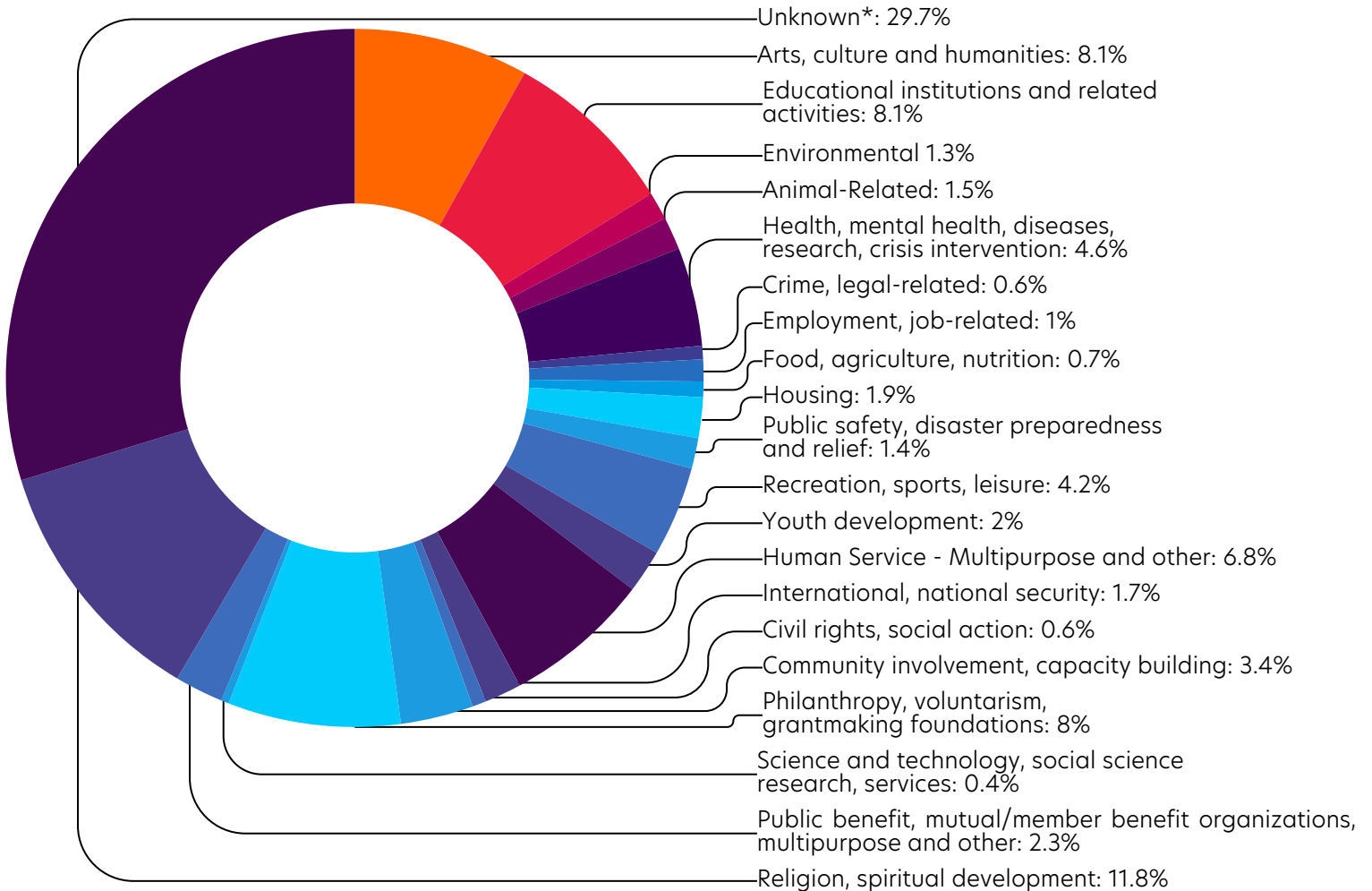
Who is impacted by nonprofits? *everyone!*

- Nonprofits add to the New York State economy: More than **\$358 billion**
- Non-profit **hospitals, nursing homes, libraries** and **colleges** are the backbone of communities across New York State
- Arts and cultural organizations, including **Lincoln Center, Carnegie Hall** and other famous venues are nonprofits

*There could be nonprofit companies in the other fields listed, though such numbers would be minimal. Sources: NYS Department of Labor Quarterly Census of Employment and Wages, IRS Exempt Organizations Business Master File Extract (EO BMF)

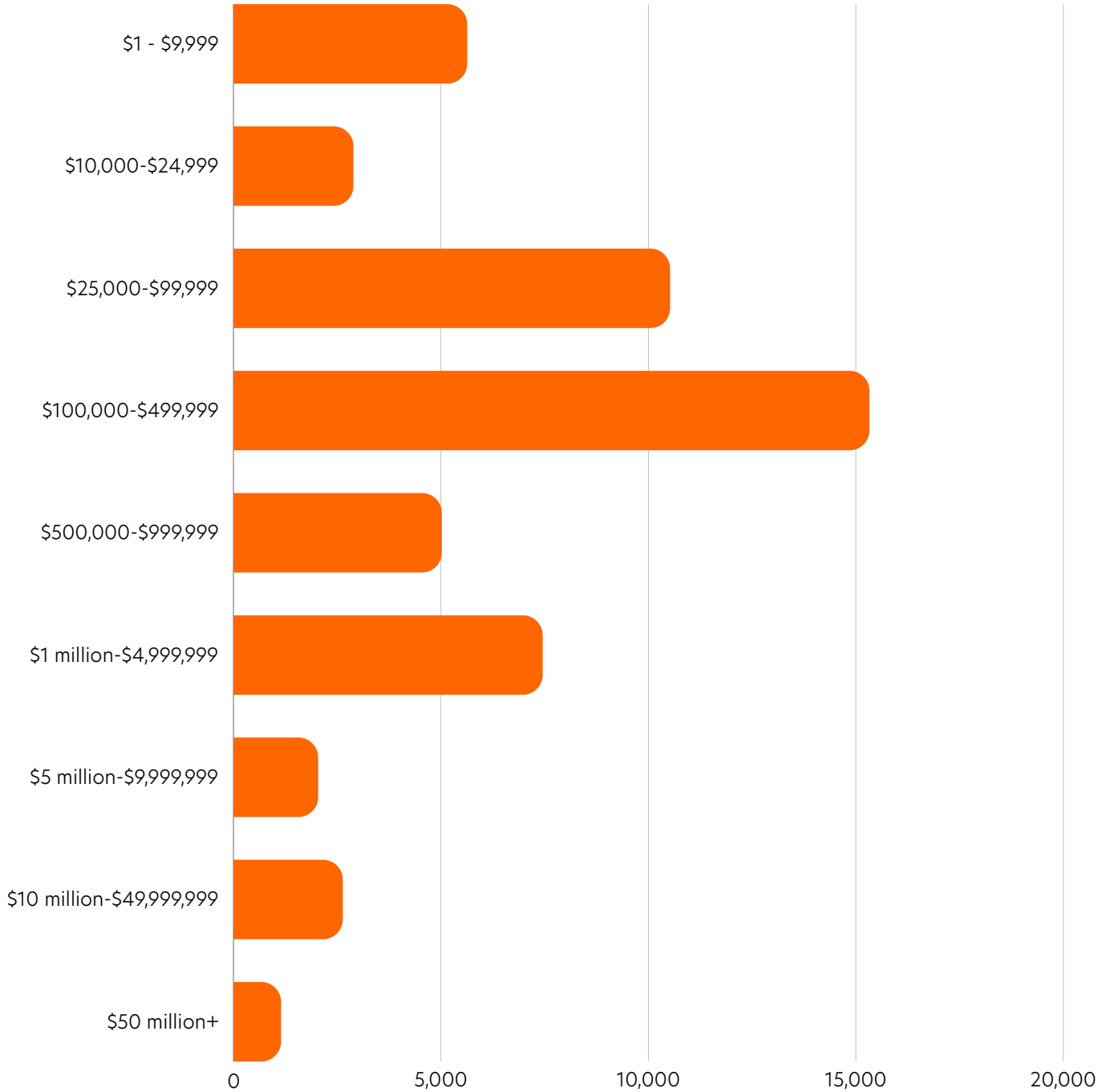
Nonprofit organizations are everywhere in New York State, helping communities in many varying ways. The chart below shows the latest IRS data on the types of nonprofits in the state. Compared to last year's data, this information is largely unchanged: there was a slight decrease (0.4%) in the percentage of religion/spiritual development nonprofits and even smaller increases or decreases (0.2% or less) in eight other nonprofit types.

Types of Nonprofits in New York State



*These organizations weren't labeled by type in the IRS data but appear to be within the other listed types.

Income of New York State Nonprofit Organizations, (more than \$0)**



**There are 117,854 nonprofits in NYS according to Dec. 2023 IRS data, but 55% (65,182), reported no income. These organizations may be volunteer-run, inactive or in process of dissolution.

Top challenges New York State's Nonprofits face

The health of the nonprofit sector is critical for the health of the New York State economy and communities. But a survey of NYCON members, conducted December 2023-January 2024, found increasing challenges:

HEALTH OF NONPROFITS

62% are concerned about funding their basic operations in 2024 (up from 50% in 2023)

24% are contemplating reducing services in 2024 due to lack of funding

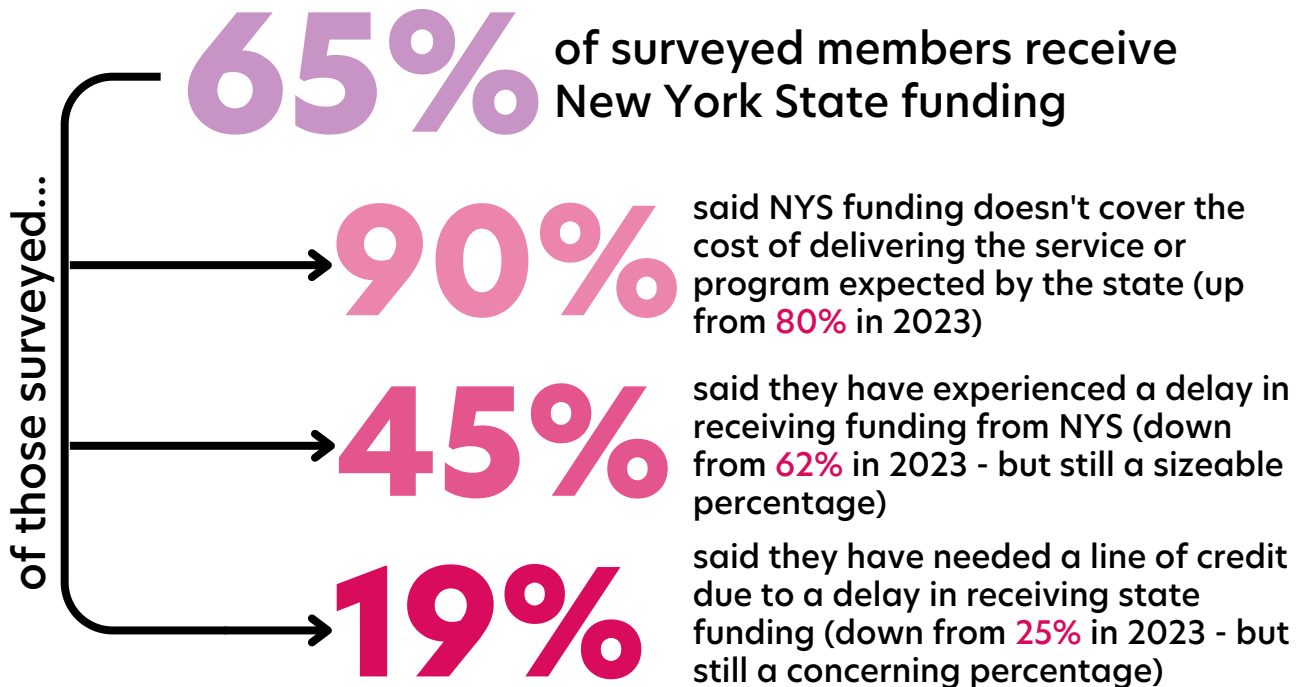
14% anticipate they will use a line of credit to pay for basic operations in 2024

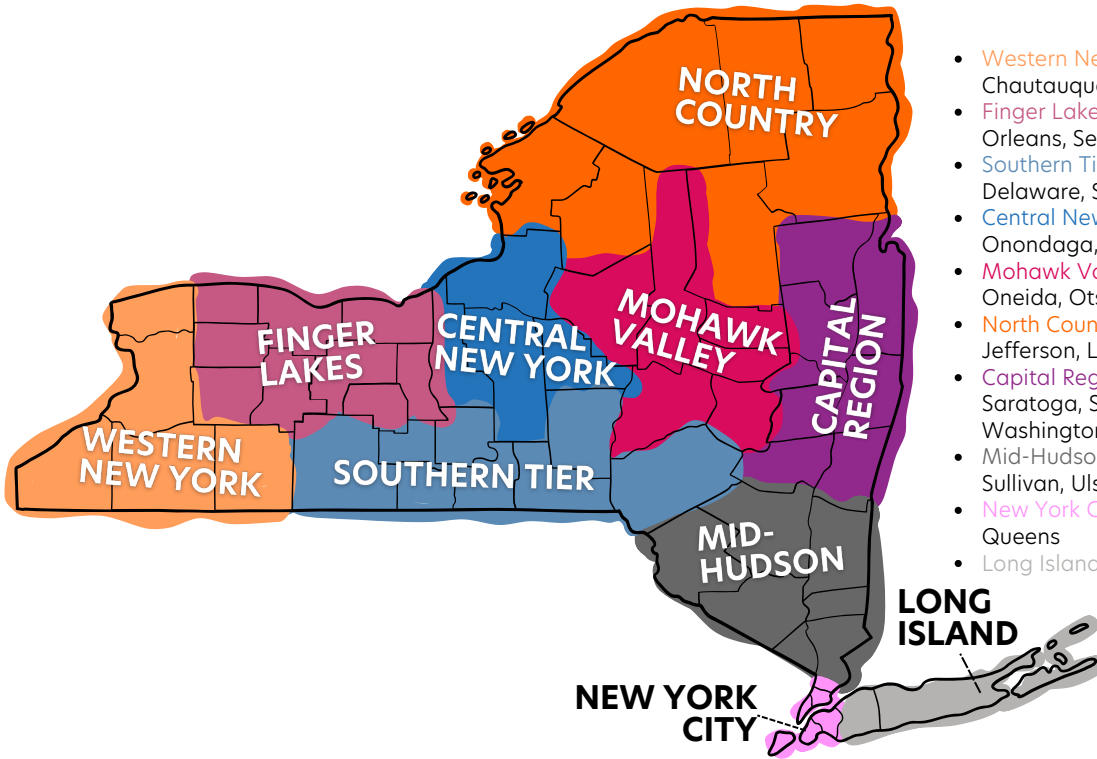
TOP 10 CHALLENGES NEW YORK STATE NONPROFITS FACE (ranked)

1. Long-term sustainability beyond 2024
2. Funding of basic operations
3. Engaging board members effectively
4. Maintaining competitive salaries/benefits
5. Finding and retaining board members
6. Meeting high community need
7. Grant writing
8. Declining corporate, foundation donations
9. Hiring
10. Human Resources

How could NYS government help?

Address decades-long challenges with state funding:





- **Western New York:** Allegany, Cattaraugus, Chautauqua, Erie, Niagara
- **Finger Lakes:** Genesee, Livingston, Monroe, Ontario, Orleans, Seneca, Wayne, Wyoming, Yates
- **Southern Tier:** Broome, Chemung, Chenango, Delaware, Schuylar, Steuben, Tioga, Tompkins
- **Central New York:** Cayuga, Cortland, Madison, Onondaga, Oswego
- **Mohawk Valley:** Fulton, Herkimer, Montgomery, Oneida, Otsego, Schoharie
- **North Country:** Clinton, Essex, Franklin, Hamilton, Jefferson, Lewis, St. Lawrence
- **Capital Region:** Albany, Columbia, Greene, Saratoga, Schenectady, Rensselaer, Warren, Washington
- **Mid-Hudson:** Dutchess, Orange, Putnam, Rockland, Sullivan, Ulster, Westchester
- **New York City:** Bronx, Kings, New York, Richmond, Queens
- **Long Island:** Nassau, Suffolk

NEW YORK STATE NONPROFITS BY REGION

	# of Nonprofits	% of NYS Nonprofits
Capital Region	7,722	7%
Central New York	4,412	4%
Finger Lakes	6,940	6%
Long Island	15,776	13%
Mid-Hudson	16,168	14%
Mohawk Valley	2,840	2%
New York City	48,833	41%
North Country	2,596	2%
Southern Tier	4,460	4%
Western New York	8,107	7%

Source: IRS Exempt Organizations Business Master File Extract (EO BMF)

NEW YORK STATE NONPROFITS BY COUNTY (2017*)

	Annual average employment	Percent employment 501(c)(3)
Albany County	41,279	23.9%
Allegany County	2,127	22.7%
Bronx County	80,339	33.5%
Broome County	15,086	22.2%
Cattaraugus County	3,619	18.4%
Cayuga County	3,969	20.1%
Chautauqua County	7,755	19.5%
Chemung County	6,003	20.5%
Chenango County	1,562	11.9%
Clinton County	4,388	16.8%
Columbia County	4,203	24.3%
Cortland County	2,908	20.7%
Delaware County	2,248	21.7%
Dutchess County	21,984	23.7%
Erie County	64,336	16.2%
Essex County	2,464	23.6%
Franklin County	4,384	41.5%
Fulton County	3,198	23.6%
Genesee County	2,216	12.4%
Greene County	700	6.8%
Hamilton County	215	22.9%
Herkimer County	1,724	13.9%
Jefferson County	5,923	19.9%
Kings County	130,247	21.2%
Lewis County	424	10.2%
Livingston County	2,330	16.3%
Madison County	4,912	28.7%
Monroe County	83,594	24.8%
Montgomery County	3,328	19.6%
Nassau County	90,441	16.4%
New York County	344,709	15.7%

Source: U.S. Bureau of Labor Statistics
*The most current data available.

NEW YORK STATE NONPROFITS BY COUNTY (2017*, CONTINUED)

	Annual average employment	Percent employment 501(c)(3)
Niagara County	9,037	15.4%
Oneida County	20,066	25.2%
Onondaga County	36,680	18.0%
Ontario County	7,574	16.9%
Orange County	18,239	15.7%
Orleans County	954	11.1%
Oswego County	4,085	16.5%
Otsego County	7,308	38.1%
Putnam County	3,055	14.0%
Queens County	82,566	14.6%
Rensselaer County	11,634	28.2%
Richmond County	24,164	24.9%
Rockland County	22,529	21.2%
St. Lawrence County	7,628	30.6%
Saratoga County	10,752	14.5%
Schenectady County	11,567	21.6%
Schoharie County	1,237	19.8%
Schuyler County	702	18.3%
Seneca County	1,267	13.2%
Steuben County	4,939	16.9%
Suffolk County	62,292	11.2%
Sullivan County	7,257	34.6%
Tioga County	668	6.2%
Tompkins County	20,751	47.1%
Ulster County	7,312	15.4%
Warren County	6,282	18.4%
Washington County	1,402	13.6%
Wayne County	2,508	12.1%
Westchester County	61,437	16.8%
Wyoming County	526	5.7%
Yates County	1,832	31.7%

Source: U.S. Bureau of Labor Statistics
*The most current data available.



Unleashing the Power of Nonprofits

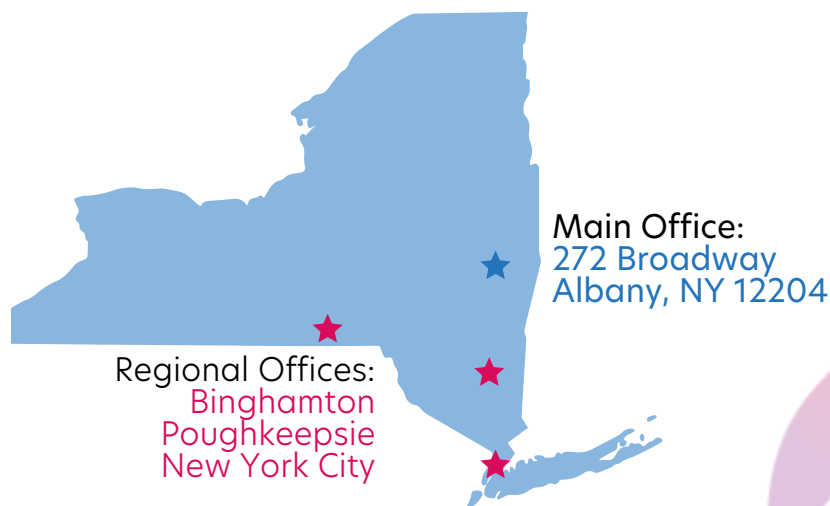
Megan Allen,
Chief Executive Officer


✉ mallen@nycon.org
☎ 800-515-5012, ext. 102




Our Mission: To develop and promote an effective and vibrant charitable nonprofit community throughout New York State. This is accomplished by strengthening organizational capacity, being an advocate and unifying voice, informing philanthropic giving, and conducting research and planning to demonstrate relevance and impact.

The New York Council of Nonprofits (NYCON) works with its 3,200 members, other nonprofits, funders and stakeholders to enrich communities by building the capacity of nonprofits through resources, services and advocacy. Since 2023, NYCON has released this annual State of the Sector report to raise awareness of the nonprofit sector - its size, contributions and challenges - for NYS legislators, funders, community and nonprofits themselves.

NYCON has been instrumental in New York's nonprofit sector growth and development for 96 years, help thousands of nonprofits harness their internal capacity and meet the challenges of the day. NYCON is passionate in supporting the invaluable, impactful work nonprofits bring to their communities every day. We believe that by working together, we can change the world for the better.



 nycon.org
   [@nycouncilnps](https://www.facebook.com/nycon)
✉ info@nycon.org
☎ 800-515-5012

 boardstrong.org
 goodcausesinc.org
 councilservicesplus.com

